

B O L D . T I M E L E S S . D U R A B L E .

V-GROOVE



FILLABLE PDF ORDER FORM

Thank you for using the LUX PDF Order Form!

There are a number of things to keep in mind when using this form:

- You **MUST** download the form to your desktop or device before filling it out.
Some of the form's features do not work when filling out in your browser (Chrome, Firefox, etc.)
- This form may not be fillable on some PDF readers or devices.
It is highly recommended that you install and use the very reliable **Adobe Acrobat Reader**.
- This is **NOT** an actual order until you receive either an email confirmation, or are contacted directly by your local LUX dealer.
- This order form is only valid for Canadian & U.S.A. orders from LUX Architectural Products.
- If, for whatever reason, the order form cannot be completed digitally, you can print the form and enter your order information manually with pen or pencil, then either scan the document and email, or fax it.
- All completed order forms should be sent to your local LUX dealer.
- If you require assistance locating a dealer near you, call **1.780.540.0589** or email **info@luxarpro.com**.

If you have any further questions or concerns, please feel free to contact us at **info@luxarpro.com** or **1.800.763.6378**.

**Thank you for choosing
LUX Architectural Products!**

Customer PO: _____

CUSTOMER NAME: _____ **PHONE:** _____

EMAIL: _____ **CELL:** _____

BRANCH#: _____ **ADDRESS:** _____

CITY & PROVINCE: _____ **POSTAL CODE:** _____

REQUESTED DELIVERY DATE: _____ **BUNDLED** **CRATED**







LUX SALES CONTACT: _____

PROJECT ADDRESS: _____

(THIS INFORMATION IS REQUIRED FOR WARRANTIES & QUALITY ASSURANCE INSPECTIONS.)

CITY & PROVINCE: _____ **POSTAL CODE:** _____

SPECIAL INSTRUCTIONS & COMMENTS:

ADDITIONAL ITEMS	STOCK #	QTY	COLOUR 1	COLOUR 2	COLOUR 3
 <p>LUX SCREWS #8 x 1" Panhead - Wood (200 screws per lb) 30 screws required per 100 sq.ft.</p>	75367	_____ LBS	_____ N/A	_____ N/A	_____ N/A
 <p>LUX SELF-DRILLING METAL SCREWS #8 Pan Tek - Metal (200 screws per lb) 30 screws required per 100 sq.ft.</p>	75366	_____ LBS	_____ N/A	_____ N/A	_____ N/A
 <p>TOUCH-UP PAINT PENS</p>	700150	_____	_____	_____	_____
 <p>4" SHEAR</p>	700250	_____	_____ N/A	_____ N/A	_____ N/A
 <p>6" SHEAR</p>	700260	_____	_____ N/A	_____ N/A	_____ N/A
 <p>7 1/4" FERROUS BLADES</p>	N/A	_____	_____ N/A	_____ N/A	_____ N/A
<p>10" FERROUS BLADES</p>	N/A	_____	_____ N/A	_____ N/A	_____ N/A

Customer PO: _____

Customer Name: _____

PANELS & SOFFITS



4" Smooth V-Groove
#700000



4" Vented V-Groove
#700002



6" Smooth V-Groove
#700004



6" Vented V-Groove
#700005



**Double 7
Two Panel Vented Soffit**
#700200



**Double 7
Two Panel Smooth Soffit**
#700202

	PANEL TYPE	COLOUR	QUANTITY	LENGTH
1.	_____	_____	_____	_____
2.	_____	_____	_____	_____
3.	_____	_____	_____	_____
4.	_____	_____	_____	_____
5.	_____	_____	_____	_____
6.	_____	_____	_____	_____
7.	_____	_____	_____	_____
8.	_____	_____	_____	_____
9.	_____	_____	_____	_____
10.	_____	_____	_____	_____
11.	_____	_____	_____	_____
12.	_____	_____	_____	_____
13.	_____	_____	_____	_____
14.	_____	_____	_____	_____
15.	_____	_____	_____	_____
16.	_____	_____	_____	_____
17.	_____	_____	_____	_____
18.	_____	_____	_____	_____
19.	_____	_____	_____	_____
20.	_____	_____	_____	_____

(in inches) Min 48" - Max 288"
Double 7: 144" only

*West Coast Natural Series (Natural Heartwood & Natural Fawn) and Knotty Woodgrains are not available in Custom Cut V-Groove. Contact LUX dealer for more info.

**Special Order Colours will need to be specified with a LUX dealer.

Customer PO: _____

Customer Name: _____

TRIMS & FLASHINGS

LUXLAP™ (12ft. Length)

One Piece J-Channel #733

STOCK #700017



QUANTITY _____

COLOUR _____

Two Piece J-Channel #799

(Neutral Colour Base) STOCK #700085



QUANTITY _____

COLOUR _____

EFFICIENCY SERIES™ (Standard length: 10ft.)



Snap-T O/S Corner #714

STOCK #700028

QUANTITY _____

COLOUR _____



2 Pce. J-Channel #715

STOCK #700084

QUANTITY _____

COLOUR _____



Snap-T Inside Corner #717

STOCK #700030

QUANTITY _____

COLOUR _____



2 Pce. Joiner J Insert #718

STOCK #700032

QUANTITY _____

COLOUR _____

CLASSIC SERIES (Standard length: 10ft.)



J Channel #703

STOCK #700018

QUANTITY _____

COLOUR _____



Outside Corner #706

STOCK #700022

QUANTITY _____

COLOUR _____



Inside Corner #707

STOCK #700023

QUANTITY _____

COLOUR _____



Joiner J #708

STOCK #700020

QUANTITY _____

COLOUR _____



Window Batten #710

STOCK #700100

QUANTITY _____

COLOUR _____



Open Outside Corner #711

STOCK #700024

QUANTITY _____

COLOUR _____



Open Inside Corner #712

STOCK #700026

QUANTITY _____

COLOUR _____

Customer PO: _____

Customer Name: _____

TRIMS & FLASHINGS, CONTINUED:

ADDITIONAL TRIMS (Standard length: 10ft.)



Starter Strip #701

STOCK #700010

QUANTITY _____

COLOUR _____



Base Trim #702

STOCK #700012

QUANTITY _____

COLOUR _____



Drip Cap #709

STOCK #700019

QUANTITY _____

COLOUR _____



L-Trim #842

STOCK #3504

QUANTITY _____

COLOUR _____



Top J Channel Insert #704

STOCK #700014

QUANTITY _____

COLOUR _____



Hidden Closure #705

STOCK #700016

QUANTITY _____

COLOUR _____



Bottom J Receiver #713

STOCK #700086

QUANTITY _____

COLOUR _____



Joiner-J Insert #716

STOCK #700088

QUANTITY _____

COLOUR _____



**Snap-T O/S
Corner Insert #723**

STOCK #700110

QUANTITY _____

COLOUR _____



**Snap-T O/S
Corner Base #724**

STOCK #700112

QUANTITY _____

COLOUR _____



**Under
Window Drip Cap**

STOCK #700021

QUANTITY _____

COLOUR _____

FASCIA (Standard length: 10ft.)



Fascia - Drop Down

STOCK #3506-3512

QUANTITY _____

COLOUR _____



Fascia - Ribbed

STOCK #3514-3520

QUANTITY _____

COLOUR _____

*West Coast Natural Series (Natural Heartwood & Natural Fawn) and Knotty Woodgrains are not available in Custom Cut V-Groove. Contact LUX dealer for more info.

**Special Order Colours will need to be specified with a LUX dealer.

Customer PO: _____

Customer Name: _____

ORDER TOTALS

	PANELS & SOFFITS	COLOUR	QUANTITY	LENGTH <small>(in inches)</small>
1.	_____	_____	_____	_____
2.	_____	_____	_____	_____
3.	_____	_____	_____	_____
4.	_____	_____	_____	_____
5.	_____	_____	_____	_____
6.	_____	_____	_____	_____
7.	_____	_____	_____	_____
8.	_____	_____	_____	_____
9.	_____	_____	_____	_____
10.	_____	_____	_____	_____
11.	_____	_____	_____	_____
12.	_____	_____	_____	_____
13.	_____	_____	_____	_____
14.	_____	_____	_____	_____
15.	_____	_____	_____	_____
16.	_____	_____	_____	_____
17.	_____	_____	_____	_____
18.	_____	_____	_____	_____
19.	_____	_____	_____	_____
20.	_____	_____	_____	_____

*West Coast Natural Series (Natural Heartwood & Natural Fawn) and Knotty Woodgrains are not available in Custom Cut V-Groove. Contact LUX dealer for more info.

**Special Order Colours will need to be specified with a LUX dealer.

ADDITIONAL ITEMS	STOCK #	QTY	COLOUR 1	COLOUR 2	COLOUR 3
LUX SCREWS #8 x 1" Panhead - Wood (200 screws per lb) 30 screws required per 100 sq.ft.	75367	_____ LBS	_____ N/A	_____ N/A	_____ N/A
LUX SELF-DRILLING METAL SCREWS #8 Pan Tek - Metal (200 screws per lb) 30 screws required per 100 sq.ft.	75366	_____ LBS	_____ N/A	_____ N/A	_____ N/A
TOUCH-UP PAINT PENS	700150	_____	_____	_____	_____
4" SHEAR	700250	_____	_____ N/A	_____ N/A	_____ N/A
6" SHEAR	700260	_____	_____ N/A	_____ N/A	_____ N/A
7 1/4" FERROUS BLADES	N/A	_____	_____ N/A	_____ N/A	_____ N/A
10" FERROUS BLADES	N/A	_____	_____ N/A	_____ N/A	_____ N/A

Customer PO: _____

Customer Name: _____

ORDER TOTALS

TRIMS & FLASHINGS	COLOUR	QUANTITY	NOTES
Starter Strip #701	700010	_____	_____
Base Trim #702	700012	_____	_____
J Channel #703	700018	_____	_____
Top J Channel Insert #704	700014	_____	_____
Hidden Closure #705	700016	_____	_____
Outside Corner #706	700022	_____	_____
Inside Corner #707	700023	_____	_____
Joiner J #708	700020	_____	_____
Drip Cap #709	700019	_____	_____
Window Batten #710	700100	_____	_____
Open Outside Corner #711	700024	_____	_____
Open Inside Corner #712	700026	_____	_____
Bottom J Receiver #713	700086	_____	_____
Snap-T O/S Corner #714	700028	_____	_____
2 Piece J Channel #715	700084	_____	_____
Joiner-J Insert #716	700088	_____	_____
Snap-T Inside Corner #717	700030	_____	_____
2 Piece Joiner J Insert #718	700032	_____	_____
Snap-T O/S Corner Insert #723	700110	_____	_____
Snap-T O/S Corner Base #724	700112	_____	_____
One Piece J-Channel #733	700017	_____	_____
Two Piece J-Channel #799	700085	_____	_____
L Trim #842	3504	_____	_____
Under Window Drip cap	700021	_____	_____
Fascia - Drop Down	3506-3512	_____	_____
Fascia - Ribbed	3514-3520	_____	_____

*West Coast Natural Series (Natural Heartwood & Natural Fawn) and Knotty Woodgrains are not available in Custom Cut V-Groove. Contact LUX dealer for more info.

**Special Order Colours will need to be specified with a LUX dealer.

LUX Architectural Products has prepared this document for material based on the information provided by the customer. LUX is not responsible for determining the final cut list and quantities and/or drawings on custom orders. All quotes are valid for 30 days.

By submitting this form, you will be contacted by a LUX dealer.