

**B O L D . T I M E L E S S . D U R A B L E .**



## **FILLABLE PDF ORDER FORM**

Thank you for using the LUX PDF Order Form!

There are a number of things to keep in mind when using this form:

- You **MUST** download the form to your desktop or device before filling it out.  
Some of the form's features do not work when filling out in your browser (Chrome, Firefox, etc.)
- This form may not be fillable on some PDF readers or devices.  
It is highly recommended that you install and use the very reliable **Adobe Acrobat Reader**.
- This is **NOT** an actual order until you receive either an email confirmation, or are contacted directly by one of our sales representatives.
- LUX Panels are cut to within  $\frac{1}{8}$  of customers provided measurements.
- Measurements must be in inches and decimal inches – here is an excellent **conversion calculator** to help.
- This order form is only valid for Canadian & U.S.A. orders from LUX Architectural Products.
- If, for whatever reason, the order form cannot be completed digitally, you can print the form and enter your order information manually with pen or pencil, then either scan the document and email it, or fax it to **1.780.452.1186**.
- All completed order forms should be emailed to **info@luxarpro.com**.

---

If you have any further questions or concerns, please feel free to contact us at **info@luxarpro.com** or **1.800.763.6378**.

**Thank you for choosing  
LUX Architectural Products!**

Customer PO: \_\_\_\_\_

**CUSTOMER NAME:** \_\_\_\_\_ **PHONE:** \_\_\_\_\_

**EMAIL:** \_\_\_\_\_ **CELL:** \_\_\_\_\_

**BRANCH#:** \_\_\_\_\_ **ADDRESS:** \_\_\_\_\_

**CITY & PROVINCE:** \_\_\_\_\_ **POSTAL CODE:** \_\_\_\_\_

**REQUESTED DELIVERY DATE:** \_\_\_\_\_ **BUNDLED** **CRATED**

**LUX SALES CONTACT:** \_\_\_\_\_







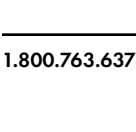
**PROJECT ADDRESS:** \_\_\_\_\_

(THIS INFORMATION IS REQUIRED FOR WARRANTIES & QUALITY ASSURANCE INSPECTIONS.)

**CITY & PROVINCE:** \_\_\_\_\_ **POSTAL CODE:** \_\_\_\_\_

**SPECIAL INSTRUCTIONS & COMMENTS:**

\_\_\_\_\_

| ADDITIONAL ITEMS   | STOCK # | QTY       | COLOUR 1  | COLOUR 2  | COLOUR 3  |
|--|---------|-----------|-----------|-----------|-----------|
|  <p><b>LUX SCREWS</b><br/>#8 x 1" Panhead - Wood<br/>(200 screws per lb)<br/>30 screws required per 100 sq.ft.</p>                 | 75367   | _____ LBS | _____ N/A | _____ N/A | _____ N/A |
|  <p><b>LUX SELF-DRILLING METAL SCREWS</b><br/>#8 Pan Tek - Metal<br/>(200 screws per lb)<br/>30 screws required per 100 sq.ft.</p> | 75366   | _____ LBS | _____ N/A | _____ N/A | _____ N/A |
|  <p><b>TOUCH-UP PAINT PENS</b></p>   | 700150  | _____     | _____     | _____     | _____     |
|  <p><b>4" SHEAR</b></p>  | 700250  | _____     | _____ N/A | _____ N/A | _____ N/A |
|  <p><b>6" SHEAR</b></p>  | 700260  | _____     | _____ N/A | _____ N/A | _____ N/A |
|  <p><b>7 1/4" FERROUS BLADES</b></p>   | N/A     | _____     | _____ N/A | _____ N/A | _____ N/A |
|  <p><b>10" FERROUS BLADES</b></p>  | N/A     | _____     | _____ N/A | _____ N/A | _____ N/A |

Customer PO: \_\_\_\_\_

Customer Name: \_\_\_\_\_

**PANELS & SOFFITS**



**4" Smooth V-Groove**  
#700000



**4" Vented V-Groove**  
#700002



**6" Smooth V-Groove**  
#700004



**Double 7  
Two Panel Vented Soffit**  
#700200



**Double 7  
Two Panel Smooth Soffit**  
#700202

|     | PANEL TYPE | COLOUR | QUANTITY | LENGTH |
|-----|------------|--------|----------|--------|
| 1.  | _____      | _____  | _____    | _____  |
| 2.  | _____      | _____  | _____    | _____  |
| 3.  | _____      | _____  | _____    | _____  |
| 4.  | _____      | _____  | _____    | _____  |
| 5.  | _____      | _____  | _____    | _____  |
| 6.  | _____      | _____  | _____    | _____  |
| 7.  | _____      | _____  | _____    | _____  |
| 8.  | _____      | _____  | _____    | _____  |
| 9.  | _____      | _____  | _____    | _____  |
| 10. | _____      | _____  | _____    | _____  |
| 11. | _____      | _____  | _____    | _____  |
| 12. | _____      | _____  | _____    | _____  |
| 13. | _____      | _____  | _____    | _____  |
| 14. | _____      | _____  | _____    | _____  |
| 15. | _____      | _____  | _____    | _____  |
| 16. | _____      | _____  | _____    | _____  |
| 17. | _____      | _____  | _____    | _____  |
| 18. | _____      | _____  | _____    | _____  |
| 19. | _____      | _____  | _____    | _____  |
| 20. | _____      | _____  | _____    | _____  |

(in inches) Min 48" - Max 288"  
Double 7: 144" only

\*Knotty not available on all profiles. Contact LUX dealer for more info.

Customer PO: \_\_\_\_\_

Customer Name: \_\_\_\_\_

**TRIMS & FLASHINGS** (Standard length: 10ft.)

**LUXLAP™**

**One Piece J-Channel #733**

STOCK #700017



QUANTITY \_\_\_\_\_

COLOUR \_\_\_\_\_

**Two Piece J-Channel #799**

STOCK #700085



QUANTITY \_\_\_\_\_

COLOUR \_\_\_\_\_

**EFFICIENCY SERIES™**



**Snap-T O/S Corner #714**

STOCK #700028

QUANTITY \_\_\_\_\_

COLOUR \_\_\_\_\_



**2 Pce. J-Channel #715**

STOCK #700084

QUANTITY \_\_\_\_\_

COLOUR \_\_\_\_\_



**Snap-T Inside Corner #717**

STOCK #700030

QUANTITY \_\_\_\_\_

COLOUR \_\_\_\_\_



**2 Pce. Joiner J Insert #718**

STOCK #700032

QUANTITY \_\_\_\_\_

COLOUR \_\_\_\_\_

**CLASSIC SERIES**



**J Channel #703**

STOCK #700018

QUANTITY \_\_\_\_\_

COLOUR \_\_\_\_\_



**Outside Corner #706**

STOCK #700022

QUANTITY \_\_\_\_\_

COLOUR \_\_\_\_\_



**Inside Corner #707**

STOCK #700023

QUANTITY \_\_\_\_\_

COLOUR \_\_\_\_\_



**Joiner J #708**

STOCK #700020

QUANTITY \_\_\_\_\_

COLOUR \_\_\_\_\_



**Window Batten #710**

STOCK #700100

QUANTITY \_\_\_\_\_

COLOUR \_\_\_\_\_



**Open Outside Corner #711**

STOCK #700024

QUANTITY \_\_\_\_\_

COLOUR \_\_\_\_\_



**Open Inside Corner #712**

STOCK #700026

QUANTITY \_\_\_\_\_

COLOUR \_\_\_\_\_

Customer PO: \_\_\_\_\_

Customer Name: \_\_\_\_\_

**TRIMS & FLASHINGS, CONTINUED:** (Standard length: 10ft.)

**ADDITIONAL TRIMS**



**Starter Strip #701**

STOCK #700010

QUANTITY \_\_\_\_\_

COLOUR \_\_\_\_\_



**Base Trim #702**

STOCK #700012

QUANTITY \_\_\_\_\_

COLOUR \_\_\_\_\_



**Drip Cap #709**

STOCK #700019

QUANTITY \_\_\_\_\_

COLOUR \_\_\_\_\_



**L-Trim #842**

STOCK #3504

QUANTITY \_\_\_\_\_

COLOUR \_\_\_\_\_




**Top J Channel Insert #704**

STOCK #700014

QUANTITY \_\_\_\_\_

COLOUR \_\_\_\_\_



**Hidden Closure #705**

STOCK #700016

QUANTITY \_\_\_\_\_

COLOUR \_\_\_\_\_



**Bottom J Receiver #713**

STOCK #700086

QUANTITY \_\_\_\_\_

COLOUR \_\_\_\_\_



**Joiner-J Insert #716**

STOCK #700088

QUANTITY \_\_\_\_\_

COLOUR \_\_\_\_\_



**Snap-T O/S  
Corner Insert #723**

STOCK #700110

QUANTITY \_\_\_\_\_

COLOUR \_\_\_\_\_



**Snap-T O/S  
Corner Base #724**

STOCK #700112

QUANTITY \_\_\_\_\_

COLOUR \_\_\_\_\_



**Under  
Window Drip Cap**

STOCK #700021

QUANTITY \_\_\_\_\_

COLOUR \_\_\_\_\_

**FASCIA**



**Fascia - Drop Down**

STOCK #3506-3512

QUANTITY \_\_\_\_\_

COLOUR \_\_\_\_\_



**Fascia - Ribbed**

STOCK #3514-3520

QUANTITY \_\_\_\_\_

COLOUR \_\_\_\_\_

\* Knotty not available on all profiles. Contact LUX dealer for more info.

Customer PO: \_\_\_\_\_

Customer Name: \_\_\_\_\_

**ORDER TOTALS**

|     | PANELS & SOFFITS | COLOUR | QUANTITY | LENGTH<br><small>(in inches)</small> |
|-----|------------------|--------|----------|--------------------------------------|
| 1.  | _____            | _____  | _____    | _____                                |
| 2.  | _____            | _____  | _____    | _____                                |
| 3.  | _____            | _____  | _____    | _____                                |
| 4.  | _____            | _____  | _____    | _____                                |
| 5.  | _____            | _____  | _____    | _____                                |
| 6.  | _____            | _____  | _____    | _____                                |
| 7.  | _____            | _____  | _____    | _____                                |
| 8.  | _____            | _____  | _____    | _____                                |
| 9.  | _____            | _____  | _____    | _____                                |
| 10. | _____            | _____  | _____    | _____                                |
| 11. | _____            | _____  | _____    | _____                                |
| 12. | _____            | _____  | _____    | _____                                |
| 13. | _____            | _____  | _____    | _____                                |
| 14. | _____            | _____  | _____    | _____                                |
| 15. | _____            | _____  | _____    | _____                                |
| 16. | _____            | _____  | _____    | _____                                |
| 17. | _____            | _____  | _____    | _____                                |
| 18. | _____            | _____  | _____    | _____                                |
| 19. | _____            | _____  | _____    | _____                                |
| 20. | _____            | _____  | _____    | _____                                |

\*Knotty not available on all profiles. Contact LUX dealer for more info.

| ADDITIONAL ITEMS | STOCK # | QTY | COLOUR 1 | COLOUR 2 | COLOUR 3 |
|------------------|---------|-----|----------|----------|----------|
|------------------|---------|-----|----------|----------|----------|

|   |        |           |           |           |           |
|---|--------|-----------|-----------|-----------|-----------|
| <b>LUX SCREWS</b><br>#8 x 1" Panhead - Wood<br>(200 screws per lb)<br>30 screws required per 100 sq.ft.                 | 75367  | _____ LBS | _____ N/A | _____ N/A | _____ N/A |
| <b>LUX SELF-DRILLING METAL SCREWS</b><br>#8 Pan Tek - Metal<br>(200 screws per lb)<br>30 screws required per 100 sq.ft. | 75366  | _____ LBS | _____ N/A | _____ N/A | _____ N/A |
| <b>TOUCH-UP PAINT PENS</b>  | 700150 | _____     | _____     | _____     | _____     |
| <b>4" SHEAR</b>   | 700250 | _____     | _____ N/A | _____ N/A | _____ N/A |
| <b>6" SHEAR</b>   | 700260 | _____     | _____ N/A | _____ N/A | _____ N/A |
| <b>7 1/4" FERROUS BLADES</b>  | N/A    | _____     | _____ N/A | _____ N/A | _____ N/A |
| <b>10" FERROUS BLADES</b>   | N/A    | _____     | _____ N/A | _____ N/A | _____ N/A |



|                |                       |
|----------------|-----------------------|
| <b>ORDER #</b> | (LUX OFFICE USE ONLY) |
|----------------|-----------------------|

Customer PO: \_\_\_\_\_

Customer Name: \_\_\_\_\_

**ORDER TOTALS**

| TRIMS & FLASHINGS                    | COLOUR    | QUANTITY | NOTES |
|--------------------------------------|-----------|----------|-------|
| <b>Starter Strip #701</b>            | 700010    | _____    | _____ |
| <b>Base Trim #702</b>                | 700012    | _____    | _____ |
| <b>J Channel #703</b>                | 700018    | _____    | _____ |
| <b>Top J Channel Insert #704</b>     | 700014    | _____    | _____ |
| <b>Hidden Closure #705</b>           | 700016    | _____    | _____ |
| <b>Outside Corner #706</b>           | 700022    | _____    | _____ |
| <b>Inside Corner #707</b>            | 700023    | _____    | _____ |
| <b>Joiner J #708</b>                 | 700020    | _____    | _____ |
| <b>Drip Cap #709</b>                 | 700019    | _____    | _____ |
| <b>Window Batten #710</b>            | 700100    | _____    | _____ |
| <b>Open Outside Corner #711</b>      | 700024    | _____    | _____ |
| <b>Open Inside Corner #712</b>       | 700026    | _____    | _____ |
| <b>Bottom J Receiver #713</b>        | 700086    | _____    | _____ |
| <b>Snap-T O/S Corner #714</b>        | 700028    | _____    | _____ |
| <b>2 Piece J Channel #715</b>        | 700084    | _____    | _____ |
| <b>Joiner-J Insert #716</b>          | 700088    | _____    | _____ |
| <b>Snap-T Inside Corner #717</b>     | 700030    | _____    | _____ |
| <b>2 Piece Joiner J Insert #718</b>  | 700032    | _____    | _____ |
| <b>Snap-T O/S Corner Insert #723</b> | 700110    | _____    | _____ |
| <b>Snap-T O/S Corner Base #724</b>   | 700112    | _____    | _____ |
| <b>One Piece J-Channel #733</b>      | 700017    | _____    | _____ |
| <b>Two Piece J-Channel #799</b>      | 700085    | _____    | _____ |
| <b>L Trim #842</b>                   | 3504      | _____    | _____ |
| <b>Under Window Drip cap</b>         | 700021    | _____    | _____ |
| <b>Fascia - Drop Down</b>            | 3506-3512 | _____    | _____ |
| <b>Fascia - Ribbed</b>               | 3514-3520 | _____    | _____ |

\*Knotty not available on all profiles. Contact LUX dealer for more info.

**LUX Architectural Products has prepared this document for material based on the information provided by the customer. LUX is not responsible for determining the final cut list and quantities and/or drawings on custom orders. All quotes are valid for 30 days.**